



paragon
CARPET TILES



PRODUCT BROCHURE

Design-led carpet tiles – made in Britain

no
to
the
future



National Floorcoverings

Our Heritage - Our Future

Producing a wide variety of products from fibre bonded carpets for the education market, tufted carpet and tiles for the commercial sector to specialised indoor and outdoor sports surfaces, the group has expertise in all flooring fields.

National Floorcoverings is a UK family owned business which, along with associated family businesses, has a turnover exceeding £60m.

The family is dedicated to maintaining and developing its UK manufacturing base with customer support. It takes a colossal supply network to ensure a combined 500,000 sq.ft. of facilities run efficiently 365 days of the year. Where possible, UK based raw materials, packaging and services are sourced for our operations. In support of the local community, suppliers are often used in the surrounding vicinity of the factories.

Across the UK, the group employs over 350 people, most of which are local to the five manufacturing facilities in Yorkshire and Derbyshire.

National Floorcoverings is proud of its historical UK market position but it is our investment in the future that we are most proud.

By striving to be No.1 in sustainable design for flooring solutions the family of companies has established strong international export presence in more than 50 countries.

Where tested, the group has BRE 'A+' Ratings for its products, being the highest environmental standard currently available. With clients such as Google, Apple, Local Authorities, the Health Service, the Ministry of Defence, the Highways Agency, Banks, and big brands such as Virgin and Adidas there is always a requirement to provide the highest quality products using the most technologically advanced production processes and therefore commanding a route to the future.'

“He who controls the past, commands the future”

Orwell

National Floorings Companies

- Heckmondwike-FB (239,677 ft2 facility)
- Paragon (98,000 ft2 facility)
- Play-Rite (39,677 ft2 facility)
- Mat.Works (Part of Paragon)

Associated Family Companies

- Granwood (64,000 ft2 facility)
- Granwax (22,000 ft2 facility)
- Granfix (47,000 ft2 facility)
- Geofabrics (45,000 ft2 facility)

The Group is committed to UK manufacturing and the very best environmental practises



Paragon is not just a manufacturer of quality carpet tiles;

we are a manufacturer with a social conscience and have always been committed to conducting business in an environmentally friendly way.

This commitment goes back before the commercial pressure to prioritise environmental issues. As long ago as 1997 when Paragon Carpets was established we were a pioneer in building an environmentally responsible factory on a brownfield site.

Paragon acts in all areas in a responsible, considered way to ensure that our business practices meet the highest environmental and quality standards.

80% of our turnover comes from breem a+ products

Designer Quality
Designer carpet tiles without compromising on quality

BREEAM® 'A+' Rated



Our factory is the cleanest in Europe using bitumen

State of the art ventilation system with integrated fume extraction

Our average emissions recorded were <math><0.40\text{mg}/\text{m}^3</math> of 'particulates' - the Pollution Prevention and Control Act 1999 stipulate that the emissions should be no more than $50\text{mg}/\text{m}^3$.

We use bitumen which is a 100% recyclable multi use material

all of our dispatched boxes are manufactured using 100% recycled pulp and would reach over 23,000 feet, that's over 22 times the height of 'The Shard, London'

we ensure only pure air is finally released into the atmosphere

'Our packaging is 100% recyclable which is the equivalent of saving 1 pine tree per week in weight'

We're saving 40 tonnes of CO₂ per year which could be equivalent to a blue whale on top of our factory building per year!

Working for some of the biggest names...

Google Ireland
Amazon Offices Ireland
Barclays Canary Wharf

Rotherham Council
Olympic Site

paragon
CARPET TILES



Paragon demonstrates an environmental understanding and social conscious in all aspects of its business. The 3R scheme recovers, recycles and reuses carpet tiles to divert them from landfill and waste

In 2014
60,000m2 of material was handled,
72% of which was given a second-life




STEP 1 Tiles are uplifted from site



STEP 2 Carpet tiles palletised



STEP 6 Reused tiles sold online or used to support community schemes



STEP 3 Recovered Carpet tiles collected



From 2009-2014
2249 tonnes of carpet tiles have been diverted from landfill and given a second life.

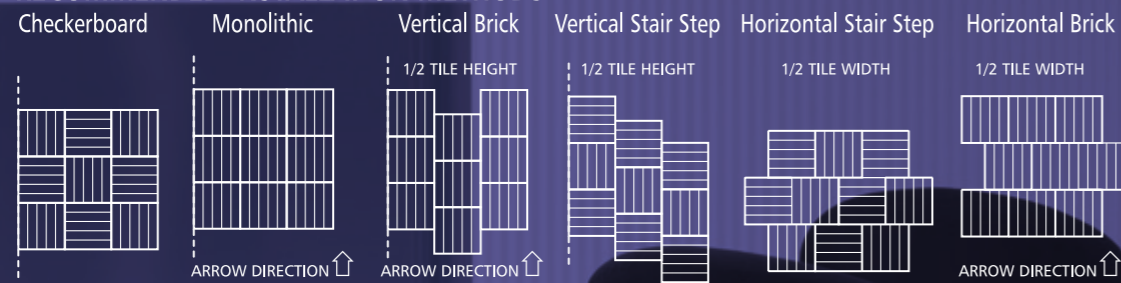
STEP 5 Recycling begins by sorting into style/colour and condition
Second life tiles are thoroughly checked before re-sale.




STEP 4 Tiles are transported to the nearest 3R recycling depot




RECOMMENDED INSTALLATION METHODS




Neutron For the designer




Haze
(LRV - L31.25 Y6.81)




Frost blue
(LRV - L31.54 Y7.00)




Seaboard
(LRV - L32.42 Y7.35)



Tiger red
(LRV - L34.70 Y8.56)



Polaris
(LRV - L42.00 Y12.87)



Raven
(LRV - L32.80 Y7.55)

S Style
Multi-level Textured Tufted Loop Pile

Y Yarn Construction
100% solution dyed nylon

Pile Yarn Weight
544gsm

Pile Height
4mm

Backing
Bitumen

Pile Treatment
Stain Protector and a Soil Repellent

Dimensions
50cm x 50cm

Wear Classification
Heavy Contract

Anti-static
AATCC 134, Passes <3KV

Hot Metal Nut
BS 4790, Passes Low radius of effects of ignition

Radiant Panel Tests
ASTM E648, Class 1

Castor Chair Test
BS EN 985, Passes <2.4 Continuous use -- Bfl-s1

10 Warranty
10 Years

VOC Content
E1 in relation to EN 14041:2004

Heavy Contract

10 Year warranty

100% solution dyed nylon

Ideal for office and commercial areas

Suitable for offices, retail, schools, colleges and leisure

Recyclable - Product can be repurposed at the end of its lifecycle as a non standard option

Up to 50% of the total product is recycled content



heavy contract : 6 colourways

Cleaning guide

Cleaning & Maintenance Guide

To maximise the carpet's aesthetic appeal, performance and life expectancy, it is imperative to ensure at the specification stage that:

- 1, Carpets will be protected from other site activities during installation and thereafter.
- 2, Clients understand the enclosed information and that they accept responsibility for correct carpet care.
- 3, Carpets are protected from excess soiling or moisture in entrance areas, by use of an effective barrier material such as those from the mat.works range

General Cleaning

Daily vacuuming with a twin motored upright vacuum cleaner, preferably with an adjustable head, is recommended. It is essential to remove all loose soil daily because if left to build up, the particles of dirt are much harder to remove and are more damaging to the fibre structure, thereby decreasing the life of the carpet.

Attention should be given to areas where there is extra traffic and in entrances to buildings where extra vacuuming is necessary.

Depending on the level of installation trafficking, the carpet should be periodically deep cleaned using high performance hot water extraction equipment.

Rotary brush cleaning not recommended.

A reputable contract cleaner should be used, preferably NCCA registered (for NCCA details visit www.ncca.co.uk). It is important that the carpet is deep cleaned at least once a year.

Stain Removal

It is essential to deal with spillages immediately and any subsequent stains as appropriate.

In the event of a spillage, immediately blot with a clean absorbent cloth until there is no further transfer from the carpet to the cloth. If any further stain remains or has otherwise been allowed to dry, the method will vary accordingly.

It is recognised that particularly for contract situations, if stains are not dealt with immediately, cleaning staff may not be in a position to identify the type of stain. A good quality, multipurpose stain remover is therefore very useful, although it must be understood that this will not successfully tackle all types of stains, and wherever possible the chart recommendations should be strictly followed. Also any stains left over a period of time become increasingly more difficult to remove and may require several treatments.

In all cases after stain removal the carpet should be allowed to dry completely and then cleaned with a twin motored upright vacuum cleaner.

Solvent cleaning of bitumen backed tiles should preferably be avoided. Where this is not possible, extra caution should be taken and only very light surface cleaning should take place.

If any of the treatments listed are not successful, seek professional help. Further advice can be found at www.prochem.co.uk/stain_removal_guide.htm

The methods are recommended in good faith; however, we cannot accept responsibility for their use in any specific case

Stain Type	Stain Removal Procedure
Tea / Coffee Food Fountain Pen Ink Water Based Paint	A liquid detergent solution such as Granwax Ezee Spot & Stain Remover. Apply the solution to the stained area. Lightly agitate affected areas & remove by use of absorbent cloth. Stubborn stains may require a second application
Chewing Gum	Apply Chewing Gum Remover then break-up and remove pieces or pierce gum with fork or Prochem Perforator Block then apply Citrus Gel or Solvall Spotter and leave for a few minutes. Remove softened gum with spatula or blunt knife. For large areas apply Bazooka Gum Remover in conjunction with Bazooka Gum Removal Machine.
Grease	Scrape up excess, hardened residue prior to wetting. Apply Solvex or Solvall Spotter and blot. Apply Citrus Gel and blot. Apply Stain Pro and blot. For larger areas apply Power Burst then rinse extract thoroughly
Ink (solvent soluble)	Apply Solvex and blot – no not rub. Repeat as needed. If stain persists, apply Citrus Gel. Rinse thoroughly with water and blot until dry. Note: All inks are not the same and different approaches may have to be evaluated.
Milk	Apply Stain Pro and blot. Apply Fibre & Fabric Rinse solution and blot until dry. If stain persists apply Solvex or Citrus Gel and blot. Apply Neutral Pro-Spotter and blot. Rinse thoroughly with water and blot until dry.
Oils	Apply Solvall Spotter and blot or apply Citrus Gel and blot or apply Solvex and blot until dry. Where a solvent cannot be used apply Power Burst solution, brush and rinse with Fibre & Fabric Rinse solution.
Oil Based Paint / Varnish	Apply Solvall Spotter and blot or apply Citrus Gel and blot or apply Solvex and blot. Re-apply Solvex until as much paint as possible is removed then weight down the stain with towels for several hours to loosen. Apply Neutral Pro-Spotter, work into stain then blot. Rinse thoroughly with water and blot until dry.
Shoe Polish	Apply Solvex or Sovall Spotter & blot. Apply Citrus Gel & blot. Rinse thoroughly with water & blot until dry
Tar & Asphalt	Scrape off as much as possible with blunt knife. Apply Solvall Spotter or Solvex and blot. Apply Citrus Gel and blot. Apply Neutral Pro-Spotter and blot then rinse thoroughly with water and blot until dry.

Health and Safety

Please ensure that for all above referenced items, the Manufacturers' use & safety instructions are adhered to.

Granwax Ezee Spot & Stain Remover can be obtained from Granwax Products Ltd; Telephone 01773 541177

Other products listed can be obtained from Prochem Europe Ltd; Telephone 020 8974 1515



paragon
CARPET TILES



Download the
Free Paragon
Carpets app from
iTunes. Search
Paragon Carpets

Farfield Park, Manvers, Wath-upon-Deerne, Rotherham, S63 5DB.

T. +44 (0) 1709 763 839

F. +44 (0) 1709 763 813

E. sales@paragon-carpets.co.uk

W. www.paragon-carpets.co.uk

Marketing/Samples Department:
marketing@paragon-carpets.co.uk

t: +44 (0)1709 763 805

PRODUCT BROCHURE

Design-led carpet tiles – Made in Britain